

AGF US All Cap Growth Equity Fund

Series P

Equity

As of February 28, 2025

Reasons to invest in this fund

- Exposure to complementary, actively managed high-conviction portfolios focused on identifying innovative U.S. companies with exceptional corporate leadership and strong growth prospects across market cycles.
- A comprehensive growth-oriented solution that provides exposure to small, medium, and large-cap companies in the world's largest and most diversified market.
- Strategic asset allocation oversight with the ability to adjust allocations in response to changing markets.
- Use as a core portfolio holding to participate in the growth potential of U.S. equities.

Investment process

- The Fund seeks to provide long-term capital growth by investing in units of underlying mutual funds that invest primarily in equity securities of U.S. companies across the market capitalization spectrum.

The following portfolio allocation characteristics are determined based on the aggregate holdings of the underlying funds.

Average Annual Compound Returns (%)

	1 MO.	3 MO.	6 MO.	YTD	1 YR.	2 YR.	3 YR.	5 YR.	10 YR.	PSD [^]
FUND	-4.8	-2.1	16.3	1.2	28.7	25.1	-	-	-	26.1

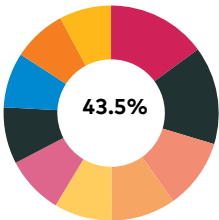
[^] Performance start date as of July 5, 2022.

Annual Returns (%)

	2024	2023	2022	2021	2020	2019	2018	2017	2016	2015
FUND	42.8	15.9	-	-	-	-	-	-	-	-

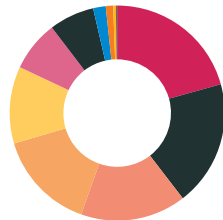
Top 10 Holdings[□]

Total Holdings: 67



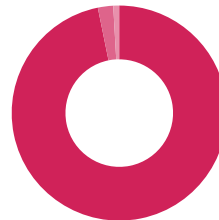
- 6.5% NVIDIA Corp.
- 6.4% Amazon.com Inc.
- 4.6% Boston Scientific Corp.
- 4.2% Intuitive Surgical Inc.
- 3.8% Howmet Aerospace Inc.
- 3.8% Eli Lilly and Co.
- 3.7% Alphabet Inc.
- 3.6% Meta Platforms Inc.
- 3.5% Expand Energy Corp.
- 3.4% Ameriprise Financial Inc.

Sector Allocation[□]



- 20.7% Information Technology
- 18.9% Financials
- 15.9% Consumer Discretionary
- 15.0% Health Care
- 11.6% Industrials
- 7.6% Communication Services
- 6.8% Energy
- 1.9% Materials
- 1.1% Consumer Staples
- 0.4% Real Estate
- 0.2% Utilities

Asset Mix



- 99.1% Equity
- 96.8% U.S. Equity
- 2.3% International Equity
- 0.9% Cash & Cash Equivalents

Fund Management


Portfolio Managers:	Mike Archibald AGF Investments Inc. Auritro Kundu AGF Investments Inc.
----------------------------	---

Fund Details

Fund type:	Equity
Fund start date:	June 22, 2022

Total net assets:	\$636.2 million
--------------------------	-----------------

MER[†]:	0.35%
-------------------------	-------

Risk profile:	
----------------------	---

Fund Codes

	FE	ADV	FEADV
Series P	10600	20612	30625

Management Fee Tiers[^]

	Under 100k	Over 100k
Fund	0.93	0.66

[^]Please note that management fees above assume no 3rd party subadvisors. Qualified investors with over \$100k invested will have the lower management fee applied to all aggregate household assets.

[†]MER as of September 30, 2024. AGFI may, in its discretion, temporarily waive some or all of the expenses of the Fund, which will result in a reduction in the MER. AGFI may cease to offer any such waiver at any time without notice.

[□]Cash is not included.

Note: numbers may not add up to 100% because of rounding.

AGF US All Cap Growth Equity Fund

Series P

Equity

As of February 28, 2025

Investment Philosophy

The investment team of the underlying Funds seek out leading and emerging growth companies. The team takes an objective look at all stocks each day - they must be willing to buy each holding every day, otherwise the stock is sold. The Fund is a potential option for those aiming to gain exposure to equities across all market capitalization segments of the U.S. equity market.

Mike Archibald, CFA, CMT, CAIA **AGF Investments Inc.**

Vice-President and Portfolio Manager

- Bottom-up investment approach that leverages quantitative, fundamental and technical inputs to identify companies with strong earnings growth and momentum, high-quality management and solid free cash flow
- Industry experience since 2007

Auritro Kundu, MBA **AGF Investments Inc.**

Vice-President and Portfolio Manager

- Staunch believer that innovation can be found in every industry, investment philosophy is rooted in identifying innovative companies who boast strong earnings growth, free cash flow and return on equity
- Industry experience since 2012

For more information regarding the underlying funds, please refer to AGF.com/Funds.

PFSL Investments Canada Ltd., a mutual fund dealer, is the exclusive principal distributor of the Fund.

Commissions, trailing commissions, management fees and expenses all may be associated with mutual fund investments. Please read the prospectus before investing. The indicated rates of return are the historical annual compounded total returns including changes in share or unit value and reinvestment of all dividends or distributions and do not take into account sales, redemption, distribution or optional charges or income taxes payable by any securityholder that would have reduced returns. Mutual funds are not guaranteed, their values change frequently and past performance may not be repeated.

AGF ETFs are ETFs offered by AGF Investments Inc. ETFs are listed and traded on organized Canadian exchanges and may only be bought and sold through licensed dealers.

References to specific securities are presented to illustrate the application of our investment philosophy only and do not represent all of the securities purchased, sold or recommended for the portfolio. It should not be assumed that investments in the securities identified were or will be profitable and should not be considered recommendations by AGF Investments.

The information contained herein was provided by AGF Investments Inc. as at February 28, 2025 and intends to provide you with information related to the Fund at a point in time. It is not intended to be investment advice applicable to any specific circumstances and should not be construed as investment advice. Market conditions may change, impacting the composition of a portfolio. AGF Investments Inc. assumes no responsibility for any investment decisions made based on the information provided herein.

The payment of distributions should not be confused with a fund's performance, rate of return or yield. If distributions paid by the fund are greater than the performance of the fund, your original investment will shrink. Distributions paid as a result of capital gains realized by a fund, and income and dividends earned by a fund, are taxable in your hands in the year they are paid. Your adjusted cost base will be reduced by the amount of any returns of capital. If your adjusted cost base falls below zero, you will have to pay capital gains tax on the amount below zero. Participation in the AGF Preferred Pricing Program is automatic; reduced management fees and/or dealer service fees are applied once the aggregate book value and/or market value exceed(s) certain tier thresholds. One or more investors of Series P securities of the AGF Platform Funds may link together their accounts into one AGF Household ("Household") for aggregation purposes. The Household qualification criteria are outlined in the AGF Platform Funds' prospectus. Tier level discounts apply only to the dollar amount(s) grouped in each particular tier. The tiers and corresponding management fee reductions are determined by AGF and, subject to applicable laws, may change from time to time at AGF's discretion.

AGF Investments is a group of wholly owned subsidiaries of AGF Management Limited, a Canadian reporting issuer. The subsidiaries included in AGF Investments are AGF Investments Inc. (AGFI), AGF Investments America Inc. (AGFA), AGF Investments LLC (AGFUS) and AGF International Advisors Company Limited (AGFIA). AGFA and AGFUS are registered advisors in the U.S. AGFI is registered as a portfolio manager across Canadian securities commissions. AGFIA is regulated by the Central Bank of Ireland and registered with the Australian Securities and Investments Commission. The subsidiaries that form AGF Investments manage a variety of mandates comprised of equity, fixed income and balanced assets.

© TM The "AGF" logo and all associated trademarks are registered trademarks or trademarks of AGF Management Limited and used under licence.

This report may not be reproduced (in whole or in part), transmitted or made available to any other person without the prior written permission of AGF Investments Inc.

Published: February 12, 2025.

For more information, contact:

AGF Client Services

Toll Free: 1-888-226-2024